










# Youth Euro Trophy

Season 2018 -2019

Ranking  
GIRLS U25



Player Name	Nat	Stop 1  England			Stop 2  Belgium			Stop 3  Ireland			Stop 4  France			Stop 5  The Netherlands			Stop 6  Denmark			Stop 7  Switzerland			Total	Total	Stops
		Pinfall	Rank	Points	Pinfall	Rank	Points	Pinfall	Rank	Points	Pinfall	Rank	Points	Pinfall	Rank	Points	Pinfall	Rank	Points	Pinfall	Rank	Points	Pinfall	Points	Played
1 Mylene Mulder	NED	1025	2	100	1098	4	80	0	0	0	1057	5	70	1027	3	90	1163	2	100	0	0	0	5370	440	5
2 Amandine Richard	FRA	1129	1	120	1002	11	42	1085	3	90	0	0	0	0	0	0	0	0	0	1119	1	120	4335	372	4
3 Sjoanita Brommer	NED	0	0	0	1065	6	65	0	0	0	1013	6	65	1040	2	100	0	0	0	0	0	0	3118	230	3
4 Sofie Rasmussen	DEN	0	0	0	0	0	0	1247	1	120	0	0	0	0	0	0	1136	3	90	0	0	0	2383	210	2
5 Cecilie Pedersen	DEN	0	0	0	1018	9	50	1046	4	80	0	0	0	0	0	0	1069	4	80	0	0	0	3133	210	3
6 Mélanie Berthomiere	FRA	0	0	0	1140	2	100	0	0	0	1109	4	80	0	0	0	0	0	0	0	0	0	2249	180	2
7 Rianne Van Zijp	NED	0	0	0	1116	3	90	0	0	0	1131	3	90	0	0	0	0	0	0	0	0	0	2247	180	2
8 Pauline Robin	FRA	0	0	0	1051	7	60	0	0	0	1137	1	120	0	0	0	0	0	0	0	0	0	2188	180	2
9 Marie Matczak	FRA	0	0	0	0	0	0	0	0	0	1135	2	100	0	0	0	0	0	0	1042	4	80	2177	180	2
10 Juliana Bonanno	MLT	0	0	0	0	0	0	0	0	0	977	8	55	1011	5	70	0	0	0	0	0	0	1988	125	2
11 Pernille Fischer Nielsen	DEN	0	0	0	0	0	0	0	0	0	0	0	0	0	0	0	1250	1	120	0	0	0	1250	120	1
12 Annouk Coopmans	BEL	0	0	0	1182	1	120	0	0	0	0	0	0	0	0	0	0	0	0	0	0	0	1182	120	1
13 Stephanie Korver	NED	0	0	0	0	0	0	0	0	0	0	0	0	1147	1	120	0	0	0	0	0	0	1147	120	1
14 Stefana De Ridder	NED	0	0	0	1008	10	46	0	0	0	0	0	0	953	6	65	0	0	0	0	0	0	1961	111	2
15 Roslyn Moore	IRL	0	0	0	0	0	0	1134	2	100	0	0	0	0	0	0	0	0	0	0	0	0	1134	100	1
16 Sabrina Kaufmann	CHE	0	0	0	0	0	0	0	0	0	0	0	0	0	0	0	0	0	1088	2	100	1088	100	1	
16 Julie Matczak	FRA	0	0	0	0	0	0	0	0	0	0	0	0	0	0	0	0	0	1088	2	100	1088	100	1	
18 Candice Gromadzik	FRA	0	0	0	906	13	34	0	0	0	900	9	50	0	0	0	0	0	0	0	0	0	1806	84	2
19 Rani Jaeger	BEL	0	0	0	0	0	0	0	0	0	0	0	0	1022	4	80	0	0	0	0	0	0	1022	80	1
20 Anouk Keizer	NED	0	0	0	1094	5	70	0	0	0	0	0	0	0	0	0	0	0	0	0	0	0	1094	70	1
21 Sarah Flannery	IRL	0	0	0	0	0	0	1043	5	70	0	0	0	0	0	0	0	0	0	0	0	0	1043	70	1
22 Gry Månsson	DEN	0	0	0	0	0	0	0	0	0	0	0	0	0	0	0	916	5	70	0	0	0	916	70	1
23 Sarah Rasmussen	DEN	0	0	0	0	0	0	972	6	65	0	0	0	0	0	0	0	0	0	0	0	0	972	65	1
24 Ann Månsson	DEN	0	0	0	0	0	0	0	0	0	0	0	0	0	0	0	827	6	65	0	0	0	827	65	1
25 Angeline Fouquet	FRA	0	0	0	0	0	0	0	0	0	997	7	60	0	0	0	0	0	0	0	0	0	997	60	1
26 Cindy Valckx	BEL	0	0	0	1033	8	55	0	0	0	0	0	0	0	0	0	0	0	0	0	0	0	1033	55	1
27 Doriane Bulois	FRA	0	0	0	0	0	0	0	0	0	864	10	46	0	0	0	0	0	0	0	0	0	864	46	1
28 Daisy Selder	NED	0	0	0	991	12	38	0	0	0	0	0	0	0	0	0	0	0	0	0	0	0	991	38	1

Plays YET Finals