










Youth Euro Trophy

Season 2018 -2019

Ranking

MIXED U13



Player Name	Nat	Stop 1  England			Stop 2  Belgium			Stop 3  Ireland			Stop 4  France			Stop 5  The Netherlands			Stop 6  Denmark			Stop 7  Switzerland			Total	Total	Stops
		Pinfall	Rank	Points	Pinfall	Rank	Points	Pinfall	Rank	Points	Pinfall	Rank	Points	Pinfall	Rank	Points	Pinfall	Rank	Points	Pinfall	Points	Played			
1 Magnus Rehnquist	DEN	0	0	0	966	3	90	1076	1	120	0	0	0	0	0	0	0	0	0	0	0	2042	210	2	
2 Matthias Leo Sigurdsson	ISR	1039	2	100	0	0	0	991	2	100	0	0	0	0	0	0	0	0	0	0	0	2030	200	2	
3 Nikki Groot	NED	874	9	50	853	12	38	983	3	90	0	0	0	0	0	0	0	0	0	0	0	2710	178	3	
4 Shanna Holgaard	DEN	737	11	42	727	22	13	935	5	70	0	0	0	0	0	0	0	0	0	0	0	2399	125	3	
5 Frank Stephenson	ENG	1112	1	120	0	0	0	0	0	0	0	0	0	0	0	0	0	0	0	0	0	1112	120	1	
6 Mikael Vilhelmsson	ISL	0	0	0	1021	1	120	0	0	0	0	0	0	0	0	0	0	0	0	0	0	1021	120	1	
7 Andrii Gadiatskyi	UKR	0	0	0	986	2	100	0	0	0	0	0	0	0	0	0	0	0	0	0	0	986	100	1	
8 Charlie Upton	ENG	1034	3	90	0	0	0	0	0	0	0	0	0	0	0	0	0	0	0	0	0	1034	90	1	
9 Patricia Nielsen	DEN	0	0	0	760	16	22	917	6	65	0	0	0	0	0	0	0	0	0	0	0	1677	87	2	
10 Jessica Sillis	ENG	985	4	80	0	0	0	0	0	0	0	0	0	0	0	0	0	0	0	0	0	985	80	1	
11 Romano Beekman	NED	0	0	0	955	4	80	0	0	0	0	0	0	0	0	0	0	0	0	0	0	955	80	1	
12 Mariah Bautista	IRL	0	0	0	0	0	0	951	4	80	0	0	0	0	0	0	0	0	0	0	0	951	80	1	
13 Kallum Peach	ENG	982	5	70	0	0	0	0	0	0	0	0	0	0	0	0	0	0	0	0	0	982	70	1	
14 Lizéa Bergamino	FRA	0	0	0	914	5	70	0	0	0	0	0	0	0	0	0	0	0	0	0	0	914	70	1	
15 Kayden Lagana	MLT	936	6	65	0	0	0	0	0	0	0	0	0	0	0	0	0	0	0	0	0	936	65	1	
16 Jasper Goeman	NED	0	0	0	885	6	65	0	0	0	0	0	0	0	0	0	0	0	0	0	0	885	65	1	
17 Yolanta Stephenson	ENG	916	7	60	0	0	0	0	0	0	0	0	0	0	0	0	0	0	0	0	0	916	60	1	
17 Chris Fenech	MLT	916	7	60	0	0	0	0	0	0	0	0	0	0	0	0	0	0	0	0	0	916	60	1	
19 Hannah Masterson	IRL	0	0	0	0	0	0	911	7	60	0	0	0	0	0	0	0	0	0	0	0	911	60	1	
20 Benjamin Kristensen	DEN	0	0	0	882	7	60	0	0	0	0	0	0	0	0	0	0	0	0	0	0	882	60	1	
21 Kealan O Connor	IRL	0	0	0	0	0	0	909	8	55	0	0	0	0	0	0	0	0	0	0	0	909	55	1	
22 Flora Allaerd	BEL	0	0	0	877	8	55	0	0	0	0	0	0	0	0	0	0	0	0	0	0	877	55	1	
23 Dylan McKeown	IRL	0	0	0	0	0	0	908	9	50	0	0	0	0	0	0	0	0	0	0	0	908	50	1	
24 Semen Ostroverkh	UKR	0	0	0	871	9	50	0	0	0	0	0	0	0	0	0	0	0	0	0	0	871	50	1	
25 Tristan Mani Ninuson	ISR	0	0	0	0	0	0	903	10	46	0	0	0	0	0	0	0	0	0	0	0	903	46	1	
25 Adam Doyle	IRL	0	0	0	0	0	0	903	10	46	0	0	0	0	0	0	0	0	0	0	0	903	46	1	
27 Denis Pervukhin	UKR	0	0	0	869	10	46	0	0	0	0	0	0	0	0	0	0	0	0	0	0	869	46	1	
28 Tobias Kastfelt Bryde	DEN	811	10	46	0	0	0	0	0	0	0	0	0	0	0	0	0	0	0	0	0	811	46	1	
29 Sebastian Holst	DEN	0	0	0	867	11	42	0	0	0	0	0	0	0	0	0	0	0	0	0	0	867	42	1	
30 RJ Sagun	IRL	0	0	0	0	0	0	890	12	38	0	0	0	0	0	0	0	0	0	0	0	890	38	1	
31 Thomas Carver	ENG	671	12	38	0	0	0	0	0	0	0	0	0	0	0	0	0	0	0	0	0	671	38	1	
32 Ben Marston	ENG	0	0	0	0	0	0	873	13	34	0	0	0	0	0	0	0	0	0	0	0	873	34	1	
33 Rosan Hamminga	NED	0	0	0	846	13	34	0	0	0	0	0	0	0	0	0	0	0	0	0	0	846	34	1	

34	Alex Barnwell	IRL	0	0	0	0	0	0	855	14	30	0	0	0	0	0	0	0	0	0	0	0	0	855	30	1
35	Danylo Mazikin	UKR	0	0	0	830	14	30	0	0	0	0	0	0	0	0	0	0	0	0	0	0	0	830	30	1
36	Finn McKeown	IRL	0	0	0	0	0	0	852	15	26	0	0	0	0	0	0	0	0	0	0	0	0	852	26	1
37	Tuur Vercauteren	BEL	0	0	0	827	15	26	0	0	0	0	0	0	0	0	0	0	0	0	0	0	0	827	26	1
38	Laura Grant	IRL	0	0	0	0	0	0	842	16	22	0	0	0	0	0	0	0	0	0	0	0	0	842	22	1
39	Colum Staines	IRL	0	0	0	0	0	0	796	17	20	0	0	0	0	0	0	0	0	0	0	0	0	796	20	1
40	Yoran Brams	BEL	0	0	0	747	17	20	0	0	0	0	0	0	0	0	0	0	0	0	0	0	0	747	20	1
41	Tomas Gardarson	ISR	0	0	0	0	0	0	777	18	18	0	0	0	0	0	0	0	0	0	0	0	0	777	18	1
42	Maja Lontoft	DEN	0	0	0	746	18	18	0	0	0	0	0	0	0	0	0	0	0	0	0	0	0	746	18	1
43	Kierron Deans	SCO	0	0	0	0	0	0	766	19	16	0	0	0	0	0	0	0	0	0	0	0	0	766	16	1
44	Ian Kennes	BEL	0	0	0	738	19	16	0	0	0	0	0	0	0	0	0	0	0	0	0	0	0	738	16	1
45	Veerle Tribulet	NED	0	0	0	735	20	15	0	0	0	0	0	0	0	0	0	0	0	0	0	0	0	735	15	1
46	Christian Sawit	IRL	0	0	0	0	0	0	709	20	15	0	0	0	0	0	0	0	0	0	0	0	0	709	15	1
47	Mathilde Kjeldsen	DEN	0	0	0	731	21	14	0	0	0	0	0	0	0	0	0	0	0	0	0	0	0	731	14	1
48	Mark Bautista	IRL	0	0	0	0	0	0	704	21	14	0	0	0	0	0	0	0	0	0	0	0	0	704	14	1
49	Amber Colton	IRL	0	0	0	0	0	0	610	22	13	0	0	0	0	0	0	0	0	0	0	0	0	610	13	1
50	Jason Symonds	BEL	0	0	0	685	23	12	0	0	0	0	0	0	0	0	0	0	0	0	0	0	0	685	12	1
51	Mikkel Andersen	DEN	0	0	0	666	24	11	0	0	0	0	0	0	0	0	0	0	0	0	0	0	0	666	11	1
52	Aiden Groesser	BEL	0	0	0	655	25	10	0	0	0	0	0	0	0	0	0	0	0	0	0	0	0	655	10	1
53	Lars Corremans	BEL	0	0	0	636	26	10	0	0	0	0	0	0	0	0	0	0	0	0	0	0	0	636	10	1
54	Ilana Brams	BEL	0	0	0	607	27	10	0	0	0	0	0	0	0	0	0	0	0	0	0	0	0	607	10	1
54	Felix Yuce	BEL	0	0	0	607	27	10	0	0	0	0	0	0	0	0	0	0	0	0	0	0	0	607	10	1
56	Liene Oostvogels	BEL	0	0	0	594	29	10	0	0	0	0	0	0	0	0	0	0	0	0	0	0	0	594	10	1
57	Mishti Shah	BEL	0	0	0	580	30	10	0	0	0	0	0	0	0	0	0	0	0	0	0	0	0	580	10	1
58	Arvi Detroja	BEL	0	0	0	568	31	10	0	0	0	0	0	0	0	0	0	0	0	0	0	0	0	568	10	1
59	Divya Patel	BEL	0	0	0	506	32	10	0	0	0	0	0	0	0	0	0	0	0	0	0	0	0	506	10	1
60	Vince Olmer	BEL	0	0	0	489	33	10	0	0	0	0	0	0	0	0	0	0	0	0	0	0	0	489	10	1
61	Quinten Derijck	BEL	0	0	0	473	34	10	0	0	0	0	0	0	0	0	0	0	0	0	0	0	0	473	10	1
62	Heet Doshi	BEL	0	0	0	434	35	10	0	0	0	0	0	0	0	0	0	0	0	0	0	0	0	434	10	1
63	Clémence Bernard	BEL	0	0	0	383	36	10	0	0	0	0	0	0	0	0	0	0	0	0	0	0	0	383	10	1
64	Eline Derijck	BEL	0	0	0	200	37	10	0	0	0	0	0	0	0	0	0	0	0	0	0	0	0	200	10	1

Plays YET Finals